

MPCS

The

***M*arco**

***P*olo**


***C*amera**

***S*ystem**

The MPCS Study Team

MarcoPolo Cameras

- **Wide Angle Camera WAC**
- **Narrow Angle Camera NAC**
- **Close-up Camera CUC**
 - **WAC+NAC from orbit**
 - **NAC @ 100m distance**
 - **CUC @ surface**

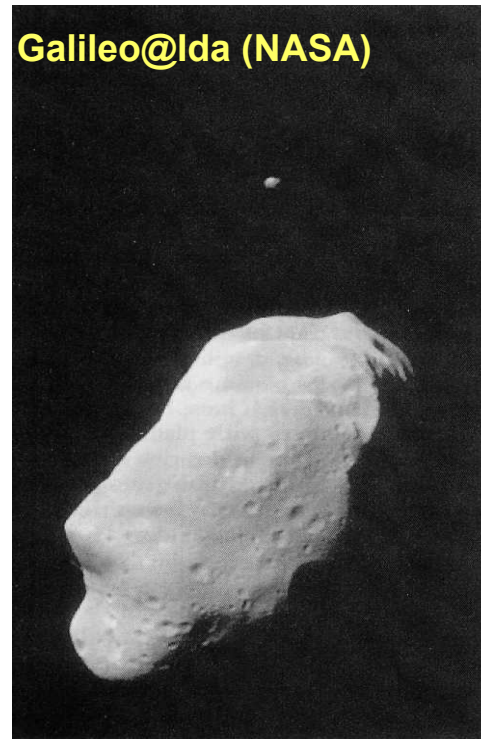


Requirements	Wavelength Range	Spatial Resolution	MPCS Camera
Global Charakterisation	400-1000 nm 1 & 3 filters	dm	WAC, NAC
Local Charakterisation	400-1000 nm 4 filters	mm	NAC
Sample Context	400-1000 nm illumination	100 μ m	CUC

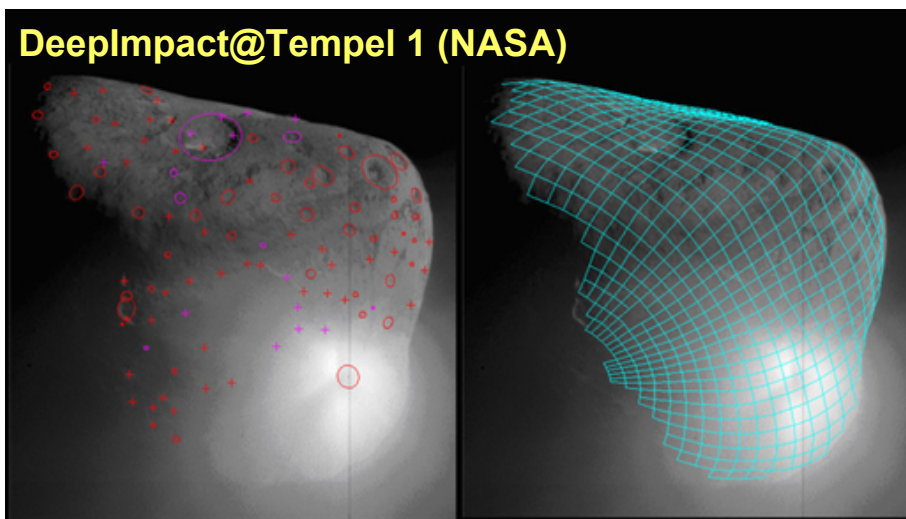
MPCS Science

- physical parameters of NEA: size, shape, volume, morphology
- rotation motion: moment of inertia, excited rotation, YORP
- NEA environment: companions
- surface age and processes: craters


Galileo@Ida (NASA)



DeepImpact@Tempel 1 (NASA)

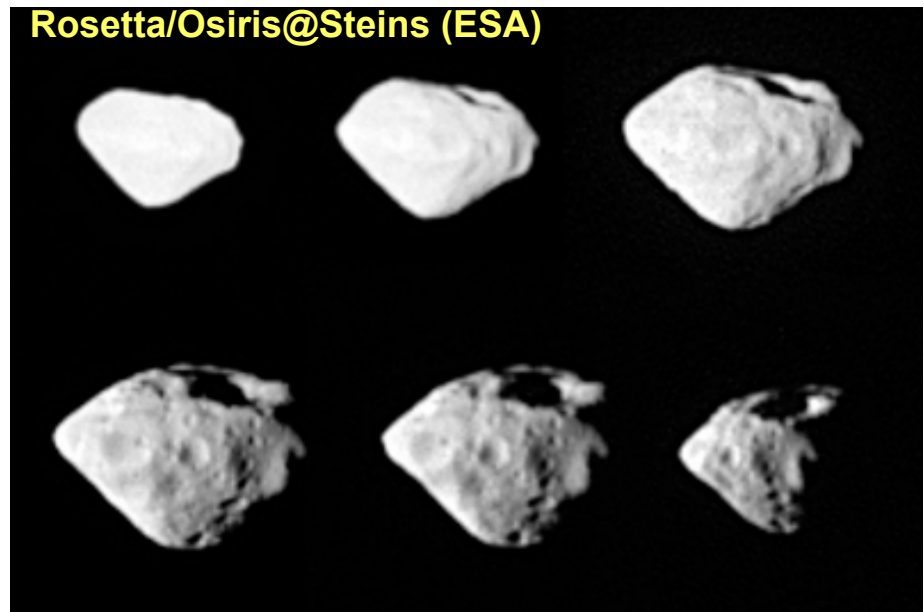



Galileo@Gaspra (NASA)




MPCS Science

- surface geology:
landforms and their origin, body structure
- surface composition:
mineralogy, organics,
water altered material
- terrain of landing sites:
3D models, surface structure



MPCS Science

- surface constitution:
regolith, space
weathering, light
scattering
- sampling site structure:
regolith microstructure,
grain properties



Other Useful Tasks



- navigation
- PR_{opaganda}

The MPCCS Detector(s)

- same APS-type used for all three cameras

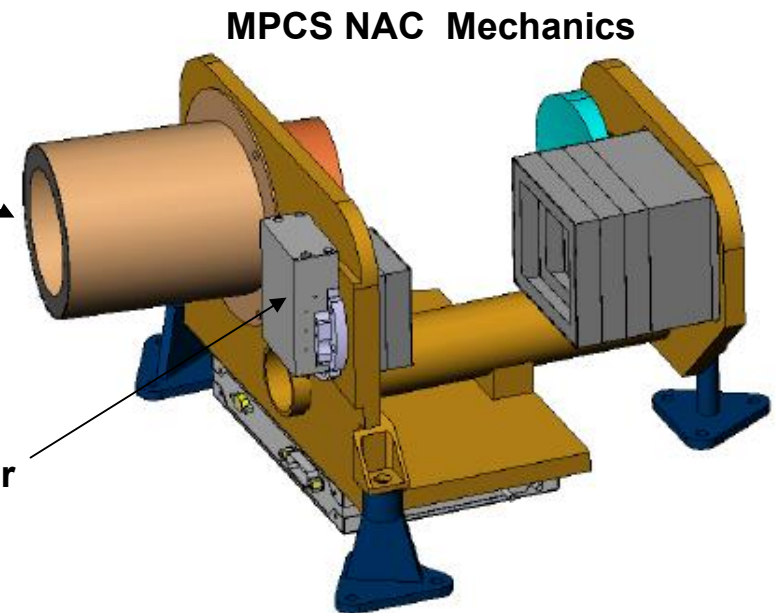

The MPCCS WAC (1 Unit)

Type	Lens optics		Double Gauss
Aperture & Focal Length	10 & 65	mm	
F ratio	6.5		Diff. limit @ 650nm
Field of View	18 x 18	deg	
Wavelength Range	400-950	nm	
Pixel Scale	31.6	arcsec	75 cm/pix @ 5km
Filters	1		panchromatic

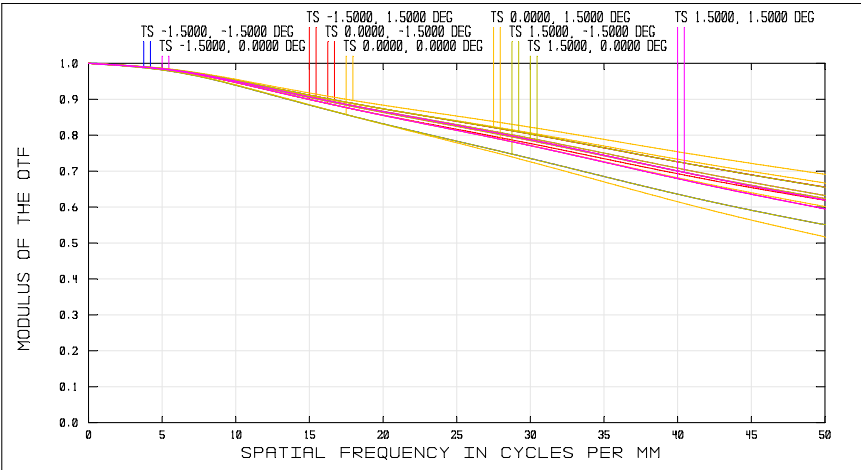


The MPCCS NAC (1 Unit)

Type	Mirror optics		TMA (aspheric)
Aperture & Focal Length	50 & 400	mm	
F ratio	8		Diff. limit @ 650nm
Field of View	2.95 x 2.95	deg	
Wavelength Range	400-950	nm	
Pixel Scale	5.2	arcsec	2.5 cm/pix @ 1km
Filters	>4		8 filters, polarimetry



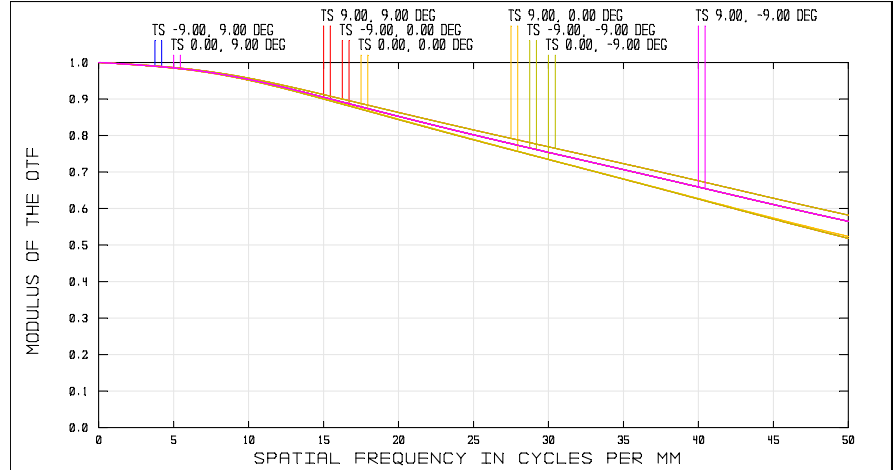
MPCS-NAC MTF



POLYCHROMATIC HUYGENS MTF

THU MAY 14 2009
DATA FOR 0.4200 TO 0.9200 μm .

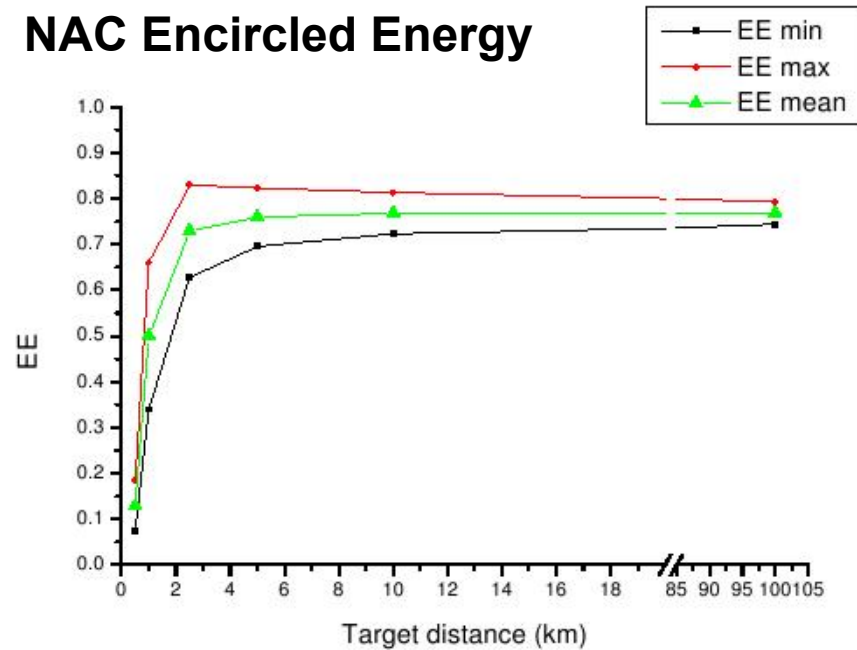
MPCS-WAC MTF



POLYCHROMATIC HUYGENS MTF


THU MAY 14 2009
DATA FOR 0.4200 TO 0.9200 μm .

NAC Encircled Energy




The MPCCS CUC

Type	Lens optics		
Aperture & Focal Length	10 & 100	mm	
F ratio	10		
Field of View	10 x 10	cm	Size of sampling field
Wavelength Range	400-950	nm	
Pixel Scale	50	μm	@ 0.5m distance
Filters	0		Illumination with > 4 LEDs



PANCAM HRC for ExoMars (DLR)

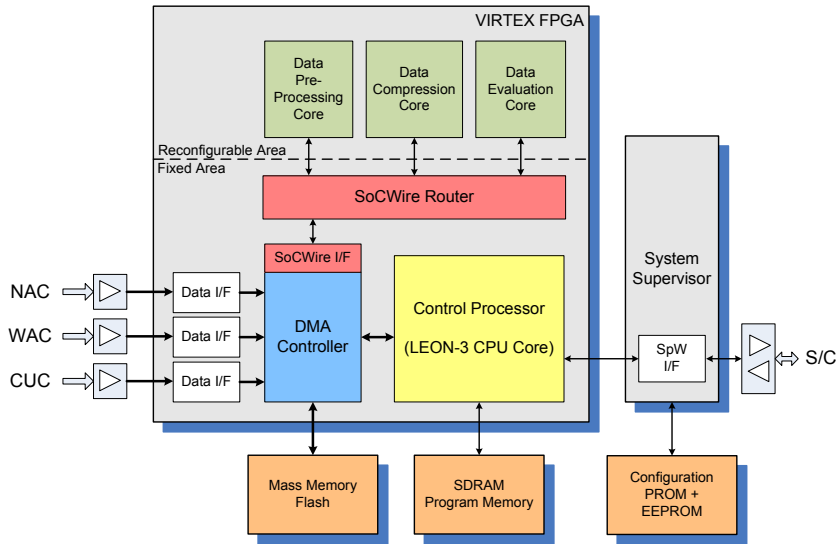


ROLIS for Rosetta (DLR)

PCU & CDPU (1 unit)

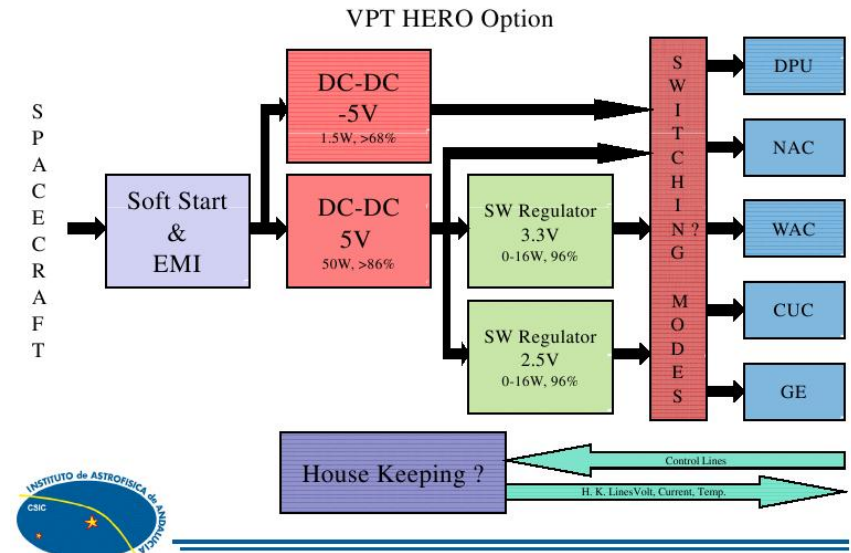
CDPU

- All 3 cameras in parallel
- System-on-Chip (SoC) Design (Xilinx Virtex FPGA)
- Non-Volatile Mass Memory (8000 img.)
- In-Flight Reconfigurability
- Built-in redundancy(cold stand-by)



PCU

- All 3 cameras in parallel
- Built-in redundancy



Special Aspects

- **Camera re-focusing**


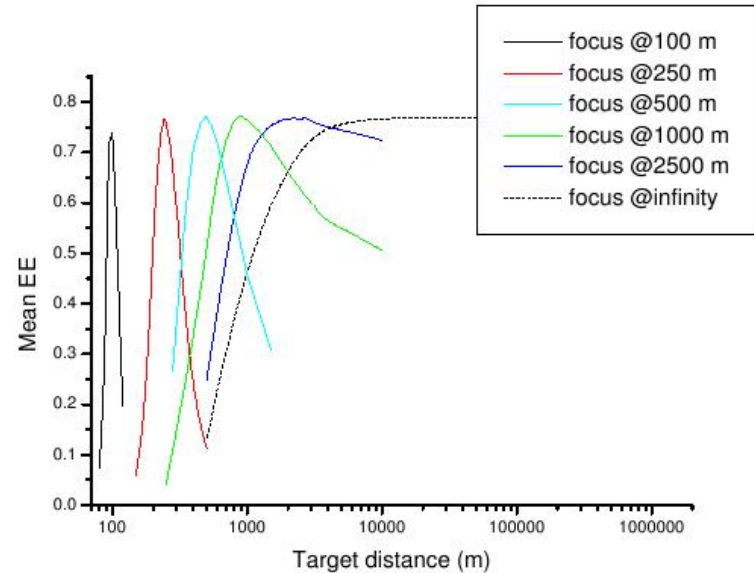
- for NAC to deliver sharp images @ 100m above surface
 - for CUC to image uneven surface levels of sampling site
- automatic & autonomous procedure
- three locations in optical path (one is sufficient)
- various mechanics options for re-focusing

- **Camera filters**

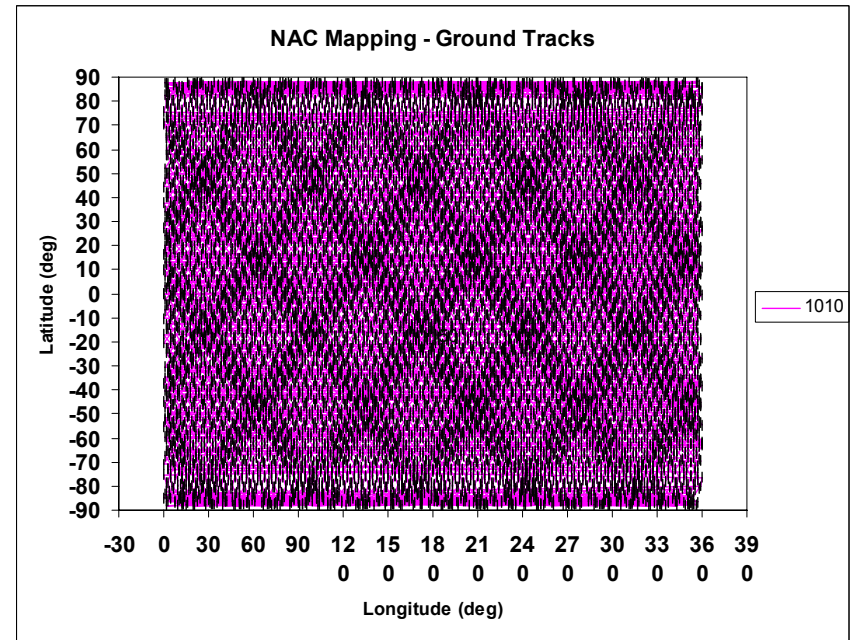
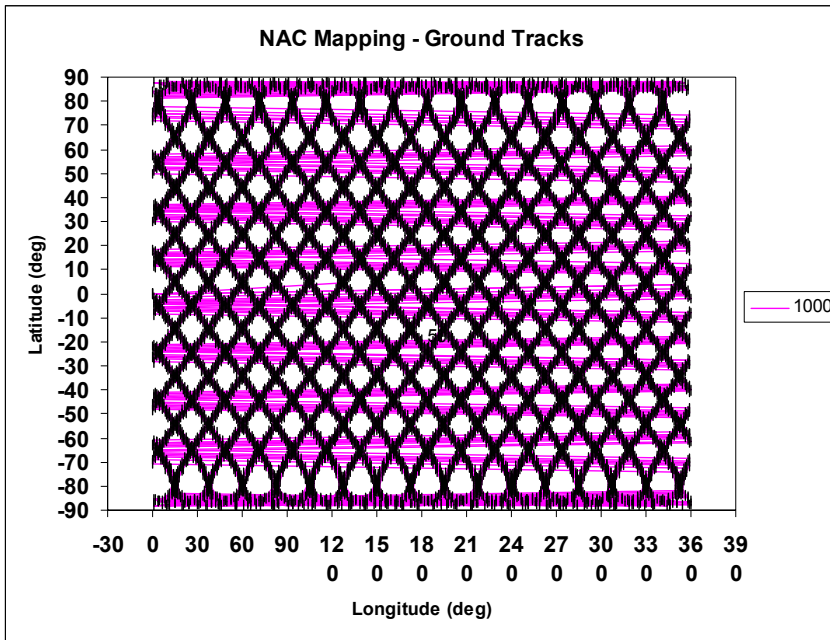
- NAC > 4 filters, maybe polarimetry
- CUC with LED illumination of surface, positioning unit?

- **Mapping strategy**

- fixed location advantageous
- orbiting mapping less fuel



Mapping Strategy



The MPCs Study Team

MPS Katlenburg-Lindau

H.Boehnhardt A.Nathues
H. Perplies G. Tomasch

IAA Granada

L. Lara J. Castro-Marin
M. Herranz J.L. Ramos
J. Rodrigo-Campos

Univ. Politecnica Madrid

I. Perez-Grande G. Alonso
A. Sanz-Andres

Science Team (add.)

A.M. Barucci O. Hainaut
J. Licandro K. Muinonen

INAF&Univ. Padova/Rome

G. Cremonese M. Capria
V. daDeppo S. Debei
M. Lazzarin S. Marchi
S. Magrin F. Mazari
G. Naletto M. Zaccariotto

IDA Univ. Braunschweig

H. Michalik B. Fiethe
B. Osterloh

DLR Berlin-Adlershof

S. Mottola T. Behnke
H. Michaelis N. Schmitz
J. Oberst